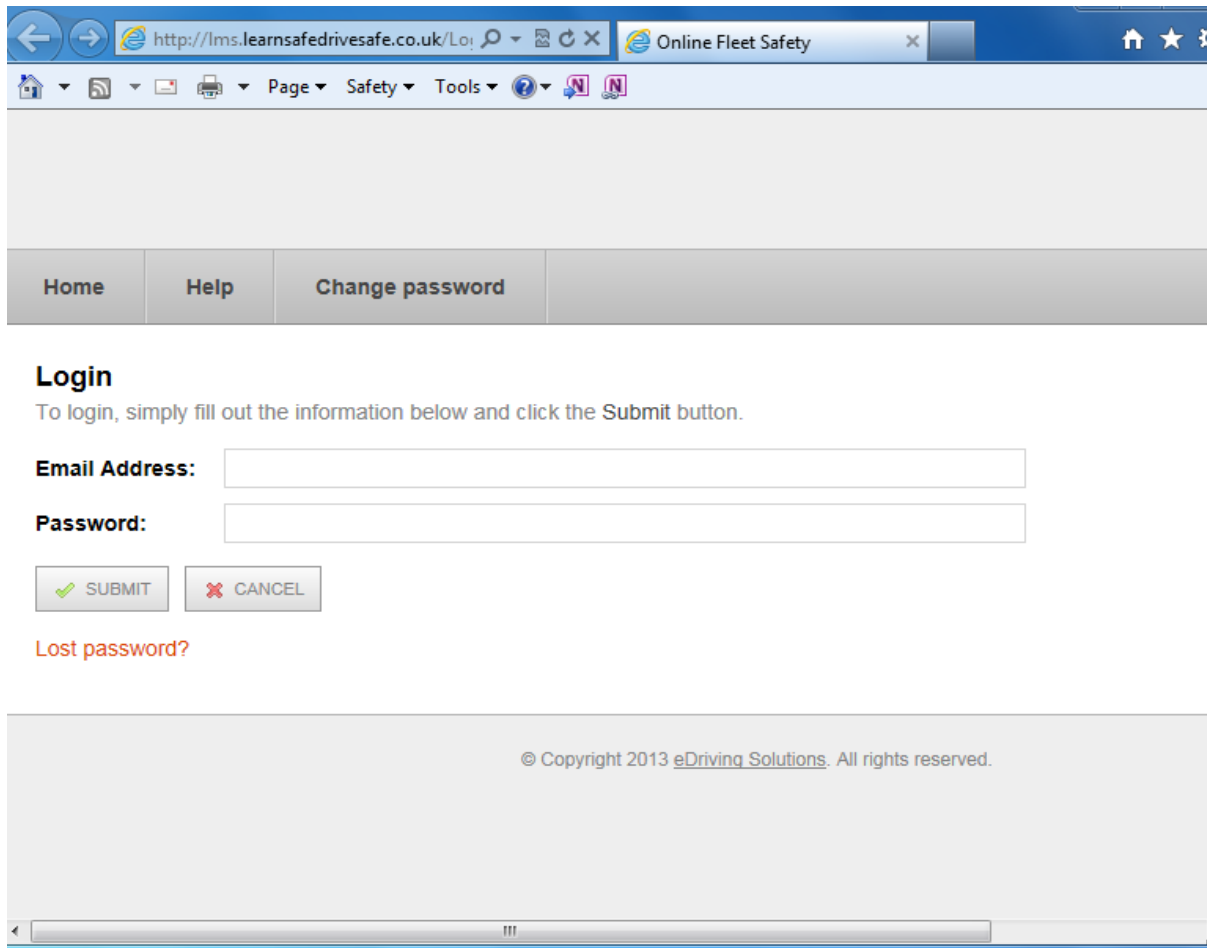


# YOUNG DRIVER E-LEARNING MODULES

## SCREEN 1. FOR ADIs



Home Help Change password

### Login

To login, simply fill out the information below and click the Submit button.

Email Address:

Password:

[Lost password?](#)

© Copyright 2013 eDriving Solutions. All rights reserved.

ADIs go to this site :

[lms.learnsafedrivesafe.co.uk/Login.aspx](http://lms.learnsafedrivesafe.co.uk/Login.aspx)

**If you have asked, we will have added you as an instructor**

**Enter your email address.  
Your password will  
be your first name, lowercase  
and click SUBMIT**

## SCREEN 2. FOR ADIs

Home Help Change password

### Add Driver

To add a new Driver, simply fill out the information below and click the Submit button. Please note that you can select more than one learning module by holding the Cntrl key and clicking on the desired modules.

First Name:

Surname:

Email Address:

Password:

© Copyright 2012 eDriving Solutions. All rights reserved.

**On your 1st visit you will have no drivers. Enter their details here.**

**Make the password simple - their first name?**

**An automated message is sent alerting them that they have been added. HOWEVER it is best to tell them how to log on as automated messages are sometimes blocked.**

**See SCREEN 5 for driver login.**

## SCREEN 3. FOR ADIs

Welcome, dave lawso. [\[Logout\]](#)

[Home](#) [Help](#) [Change password](#)

### Registered Drivers

The following Drivers are currently participating in **Learn Safe Drive Safe** modules. To view more information about a particular Driver, please click on the appropriate View (magnifying glass) button below.

[+ ADD A NEW DRIVER](#)

Please note all 5 module are now available!

Surname	First Name	Modules Allocated	Modules Taken	Actions
Eaton	Richard	5	1	<a href="#">-</a> <a href="#">View</a>
Furniss	john	3	0	<a href="#">-</a> <a href="#">View</a>

© Copyright 2013 eDriving Solutions. All rights reserved.

Drivers you have added will be shown here.

Clicking the **red line** under 'Action' will remove that driver.

Clicking the magnifying glass will take you to SCREEN 4

## SCREEN 4. FOR ADIs

Welcome, dave lawso. [Logout]













Home Help Change password

### Driver Details

[Go Back](#)

**First Name:** john      **Date Added:** 19/07/2013 11:45  
**Surname:** Furniss      **Last Accessed:** 19/07/2013 11:45  
**Email Address:** [johnathan.furniss@southyorks.pnn.police.uk](mailto:johnathan.furniss@southyorks.pnn.police.uk)

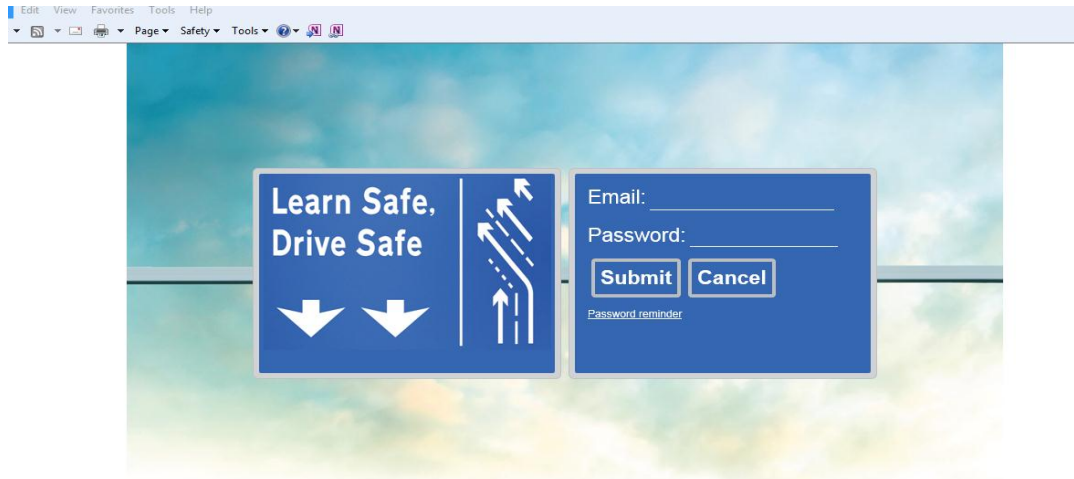
To see the action plan your learner driver has developed please click on the magnifying glass next to the module.

Name	Date Enrolled	Last Accessed	Actions
Dealing with cyclists			 
Eco Driving			 
Impaired Driving			 
Keeping Control	19/07/2013 11:45	-	 
Parents Guide	19/07/2013 11:45	-	 
Staying Focused	19/07/2013 11:45	-	 

Here we can see that John was allocated 3 modules on 19/07/2013 but has not yet completed any. Modules are allocated by clicking the **green +** button.

A short set of questions are asked at the start and end of a module

## SCREEN 5. FOR DRIVERS



Drivers go to this site :

[learnsafedrivesafe.co.uk/Login.aspx](https://learnsafedrivesafe.co.uk/Login.aspx)

They enter the email address  
and password that you entered  
on SCREEN 2

Then they press submit

And choose a module to work through

